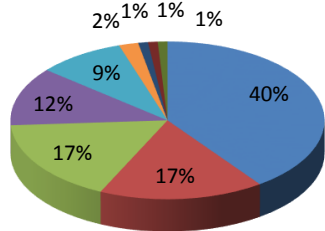


CITY OF RIVERSIDE Quarterly Investment Report June 30, 2019

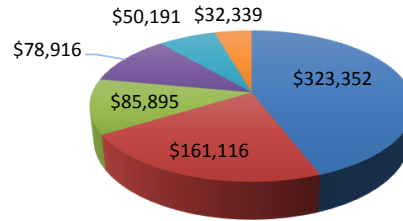
	AMORTIZED COST	MARKET VALUE
POOLED INVESTMENT PORTFOLIO		
Deposit Accounts	\$ 89,944,077.95	\$ 89,944,077.95
Joint Powers Authority Pool	123,396,215.34	123,591,128.55
Local Agency Investment Fund (LAIF)	129,200,485.65	129,421,649.75
Certificates of Deposit	4,935,328.36	4,963,494.18
Medium Term Notes	62,686,470.39	63,714,309.14
Asset Backed Securities	6,969,851.68	6,985,923.70
U.S. Govt Agency Mortgage Backed Securities	9,949,865.81	10,145,878.00
U.S. Govt Agency Securities	12,072,479.72	12,269,728.21
U.S. Treasury Notes/Bonds	289,309,903.09	290,772,512.07
TOTAL POOLED INVESTMENT PORTFOLIO	728,464,677.99	731,808,701.55
INVESTMENTS HELD BY SCPPA	15,672,964.16	15,754,148.80
INVESTMENTS HELD BY FISCAL AGENT	248,226,467.87	249,057,052.54
TOTAL CASH & INVESTMENTS	\$ 992,364,110.02	\$ 996,619,902.89

COMPOSITION OF POOLED PORTFOLIO



- U.S. Treasury Notes/Bonds (39.72%)
- Local Agency Investment Fund (17.69%)
- Joint Powers Authority Pool (16.89%)
- Deposit Accounts (12.29%)
- Medium Term Notes (8.71%)
- U.S. Govt Agency Securities (1.68%)
- U.S. Govt Agency Mortgage Backed (1.39%)
- Asset Backed Securities (0.95%)
- Certificates of Deposit (0.68%)

COMPOSITION OF POOLED PORTFOLIO BY FUND



- Electric Fund (44.19%)
- All Other Funds (22.02%)
- Sewer Fund (11.74%)
- General Fund (10.78%)
- Water Fund (6.86%)
- Measure Z Fund (4.41%)

It has been verified that this investment portfolio is in conformity, exclusive of items identified, with the City of Riverside's investment policy which was approved by City Council on 12/15/15. The Treasurer's cash management program and cash flow analysis indicates that sufficient liquidity is on hand to meet estimated future expenditures for a period of six months. The weighted average maturity of the pooled investment portfolio is 1.02 years. Market prices of securities are obtained from Interactive Data Corporation. Weighted average yield on cost is 2.168%. The cash held and invested with fiscal agents is subject to the investment provisions of the related trust indentures associated with the bond transaction which generated the cash.

Verified by:




 Nancy Garcia, Controller

Approved by:




 Edward P. Enriquez, Chief Financial Officer/Treasurer




CITY OF RIVERSIDE
Pooled Investment Portfolio Holdings
June 30, 2019

DESCRIPTION OF SECURITY	COUPON RATE	MATURITY DATE	INVEST RATING	PURCH DATE	AMORTIZED COST	YIELD ON MATURITY	MARKET VALUE
<u>DEPOSIT ACCOUNTS</u>							
Bank of America	Varies	Varies	Coll. ¹	Varies	84,808,687.44	1.26%	84,808,687.44
Citizens Business Bank	Varies	Varies	Coll. ¹	Varies	5,135,390.51	0.35%	5,135,390.51
SUBTOTAL DEPOSIT ACCOUNTS					89,944,077.95		89,944,077.95
<u>JOINT POWERS AUTHORITY POOL</u>							
CALTRUST Investment Trust of California	Varies	Varies	AA	Varies	123,396,215.34	2.59%	123,591,128.55
<u>LOCAL AGENCY INVESTMENT FUND (LAIF)</u>							
	Varies	Varies	NR	Varies	129,200,485.65	2.41%	129,421,649.75
<u>CERTIFICATES OF DEPOSIT</u>							
Webster Bank, N.A.	1.90%	07/02/19	FDIC	07/02/14	247,999.46	1.98%	247,992.06
ConnectOne Bank	1.55%	07/29/19	FDIC	01/28/15	247,000.00	1.55%	246,960.97
Alma Bank	1.70%	09/30/19	FDIC	09/30/15	247,000.00	1.70%	246,680.88
Belmont Savings Bank	1.40%	02/18/20	FDIC	02/17/16	249,000.00	1.40%	248,535.12
Bank of Wisconsin Dells	1.50%	07/17/20	FDIC	02/17/16	249,000.00	1.50%	247,248.29
Bridgewater Bank	1.50%	08/17/20	FDIC	02/17/16	249,000.00	1.50%	247,104.86
Unity Bank (Clinton, NJ)	1.50%	08/26/20	FDIC	02/26/16	249,000.00	1.50%	248,543.58
Barclays Bank Delaware	2.20%	09/16/20	FDIC	09/16/15	247,000.00	2.20%	247,200.32
Bank Of Charles Town	1.80%	09/30/20	FDIC	09/30/15	249,000.00	1.80%	249,209.66
HSBC Bank USA, National Association	3.10%	11/17/20	FDIC	11/23/15	246,000.00	3.10%	248,763.07
Enerbank USA Inc.	1.90%	01/28/21	FDIC	01/28/16	247,000.00	1.90%	245,884.30
The State Bank and Trust Company	1.60%	02/17/21	FDIC	02/17/16	249,000.00	1.60%	248,627.00
BMW Bank of North America Inc.	3.00%	07/13/21	FDIC	07/13/18	244,916.95	3.02%	248,864.14
Citibank, N.A.	3.00%	07/13/21	FDIC	07/13/18	244,916.95	3.02%	248,864.14
Wells Fargo Bank, National Association	3.00%	07/13/21	FDIC	07/13/18	244,916.95	3.02%	248,882.76
Ally Bank Corp.	3.00%	07/19/21	FDIC	07/19/18	244,916.28	3.02%	248,889.62
Discover Bank	3.00%	07/19/21	FDIC	07/18/18	244,916.36	3.02%	248,889.62
Medallion Bank	3.00%	07/20/21	FDIC	07/20/18	244,916.17	3.02%	248,913.39
Merrick Bank	2.95%	07/20/21	FDIC	07/20/18	244,916.17	2.97%	248,666.67
Hanmi Bank	2.95%	08/17/21	FDIC	08/17/18	244,913.04	2.97%	248,773.74
SUBTOTAL CERTIFICATES OF DEPOSIT					4,935,328.36		4,963,494.18
<u>MEDIUM TERM NOTES</u>							
TOYOTA MOTOR CREDIT CORP	1.95%	04/17/20	AA- / Aa3	02/27/18	2,189,005.87	2.59%	2,195,776.00
AMERICAN HONDA FINANCE CORP	3.00%	06/16/20	A / A2	07/16/18	4,172,106.23	3.07%	4,204,229.18
WALMART INC	2.85%	06/23/20	AA / Aa2	06/27/18	12,673,026.32	2.87%	12,759,897.15
CISCO SYSTEMS INC	2.20%	02/28/21	AA- / A1	03/14/18	5,244,962.19	2.84%	5,303,036.90
AMERICAN HONDA FINANCE CORP	3.38%	12/10/21	A / A2	10/10/18	5,447,824.88	3.39%	5,590,495.55
APPLE INC	2.30%	05/11/22	AA+ / Aa1	02/22/18	7,362,941.12	2.97%	7,551,382.50
BERKSHIRE HATHAWAY FINANCE CORP	3.00%	05/15/22	AA / Aa2	03/14/19	5,131,847.46	2.68%	5,229,578.44
ORACLE CORP	2.50%	05/15/22	AA- / A1	02/21/19	2,545,642.13	2.85%	2,597,522.13
ORACLE CORP	2.50%	10/15/22	A+ / A1	03/14/19	5,948,300.91	2.78%	6,042,378.00
BERKSHIRE HATHAWAY FINANCE CORP	2.75%	03/15/23	AA / Aa2	05/13/19	4,450,661.78	2.65%	4,506,651.86
CHEVRON CORP	3.19%	06/24/23	AA / Aa2	02/21/19	5,053,003.63	2.89%	5,189,375.00
TOYOTA MOTOR CREDIT CORP	3.45%	09/20/23	AA- / Aa3	02/21/19	2,467,147.86	3.06%	2,543,986.44
SUBTOTAL MEDIUM TERM NOTES					62,686,470.39		63,714,309.14
<u>ASSET BACKED SECURITIES</u>							
CCCIT 16A1 A1	1.75%	11/19/19	AAA / Aaa	09/24/18	6,969,851.68	2.88%	6,985,923.70



CITY OF RIVERSIDE
Pooled Investment Portfolio Holdings
June 30, 2019


DESCRIPTION OF SECURITY	COUPON RATE	MATURITY DATE	INVEST RATING	PURCH DATE	AMORTIZED COST	YIELD ON MATURITY	MARKET VALUE
SUBTOTAL ASSET BACKED SECURITIES					6,969,851.68		6,985,923.70
<u>U.S. GOVERNMENT AGENCY MORTGAGE BACKED SECURITIES</u>							
FHMS K026 A2	2.51%	11/25/22	AA+ / Aaa	04/22/19	9,949,865.81	2.63%	10,145,878.00
SUBTOTAL U.S. GOVERNMENT AGENCY MORTGAGE BACKED SECURITIES					9,949,865.81		10,145,878.00
<u>U.S. GOVERNMENT AGENCY SECURITIES</u>							
FEDERAL HOME LOAN MORTGAGE CORP	2.38%	02/16/21	AA+ / Aaa	04/27/18	7,959,991.22	2.69%	8,069,272.00
FEDERAL NATIONAL MORTGAGE ASSOCIATION	2.63%	01/11/22	AA+ / Aaa	01/11/19	4,112,488.50	2.65%	4,200,456.21
SUBTOTAL U.S. GOVERNMENT AGENCY SECURITIES					12,072,479.72		12,269,728.21
<u>U.S. GOVERNMENT TREASURY SECURITIES</u>							
UNITED STATES TREASURY	1.75%	09/30/19	AA+ / Aaa	01/18/17	19,016,127.45	1.41%	18,979,955.00
UNITED STATES TREASURY	1.75%	09/30/19	AA+ / Aaa	12/15/16	5,755,267.70	1.38%	5,743,933.75
UNITED STATES TREASURY	1.50%	11/30/19	AA+ / Aaa	10/18/17	15,333,231.59	1.53%	15,295,466.37
UNITED STATES TREASURY	1.50%	11/30/19	AA+ / Aaa	11/09/15	6,799,813.81	1.51%	6,782,469.60
UNITED STATES TREASURY	1.13%	12/31/19	AA+ / Aaa	02/26/15	1,895,994.62	1.55%	1,890,796.40
UNITED STATES TREASURY	1.25%	02/29/20	AA+ / Aaa	11/09/15	9,976,202.89	1.61%	9,947,660.00
UNITED STATES TREASURY	1.50%	04/15/20	AA+ / Aaa	08/11/17	7,402,086.79	1.46%	7,369,356.60
UNITED STATES TREASURY	1.13%	04/30/20	AA+ / Aaa	01/18/17	7,697,441.80	1.56%	7,668,267.60
UNITED STATES TREASURY	1.38%	05/31/20	AA+ / Aaa	07/13/15	6,987,306.64	1.58%	6,959,533.00
UNITED STATES TREASURY	1.50%	05/31/20	AA+ / Aaa	08/22/16	6,531,096.30	0.97%	6,470,041.50
UNITED STATES TREASURY	1.88%	06/30/20	AA+ / Aaa	03/17/16	7,684,750.36	1.41%	7,643,428.65
UNITED STATES TREASURY	2.13%	08/31/20	AA+ / Aaa	04/27/18	10,198,328.86	2.57%	10,274,026.00
UNITED STATES TREASURY	2.13%	08/31/20	AA+ / Aaa	11/09/15	2,011,717.47	1.62%	2,004,688.00
UNITED STATES TREASURY	2.13%	08/31/20	AA+ / Aaa	12/12/17	7,795,933.63	1.89%	7,793,224.60
UNITED STATES TREASURY	2.00%	09/30/20	AA+ / Aaa	12/15/16	10,037,801.60	1.69%	10,014,060.00
UNITED STATES TREASURY	2.63%	11/15/20	AA+ / Aaa	11/07/17	14,010,738.63	1.77%	13,992,281.05
UNITED STATES TREASURY	1.63%	11/30/20	AA+ / Aaa	01/22/16	6,022,201.07	1.36%	5,981,016.00
UNITED STATES TREASURY	2.38%	12/31/20	AA+ / Aaa	07/30/18	4,874,238.61	2.74%	4,938,665.90
UNITED STATES TREASURY	2.00%	01/15/21	AA+ / Aaa	07/30/18	4,845,094.51	2.75%	4,912,250.00
UNITED STATES TREASURY	2.00%	02/28/21	AA+ / Aaa	03/17/16	5,544,282.25	1.51%	5,516,544.00
UNITED STATES TREASURY	2.00%	02/28/21	AA+ / Aaa	10/18/17	6,029,770.67	1.70%	6,018,048.00
UNITED STATES TREASURY	2.25%	03/31/21	AA+ / Aaa	08/22/16	2,856,283.09	1.09%	2,821,764.40
UNITED STATES TREASURY	2.63%	06/15/21	AA+ / Aaa	09/28/18	10,944,448.10	2.89%	11,183,480.00
UNITED STATES TREASURY	2.13%	06/30/21	AA+ / Aaa	11/07/17	3,417,226.91	1.87%	3,424,439.20
UNITED STATES TREASURY	2.25%	07/31/21	AA+ / Aaa	04/09/18	1,243,592.56	2.50%	1,262,402.50
UNITED STATES TREASURY	2.25%	07/31/21	AA+ / Aaa	08/22/16	6,650,353.86	1.12%	6,564,493.00
UNITED STATES TREASURY	2.13%	09/30/21	AA+ / Aaa	11/17/16	12,613,008.96	1.71%	12,605,475.00
UNITED STATES TREASURY	2.88%	10/15/21	AA+ / Aaa	01/11/19	12,337,706.89	2.55%	12,561,517.50
UNITED STATES TREASURY	2.00%	11/15/21	AA+ / Aaa	01/11/19	8,034,547.82	2.54%	8,188,064.61
UNITED STATES TREASURY	1.88%	11/30/21	AA+ / Aaa	08/11/17	5,416,393.15	1.75%	5,417,085.60
UNITED STATES TREASURY	2.13%	12/31/21	AA+ / Aaa	04/09/18	1,237,421.17	2.54%	1,262,060.00
UNITED STATES TREASURY	1.88%	02/28/22	AA+ / Aaa	08/11/17	11,026,870.67	1.78%	11,040,821.00
UNITED STATES TREASURY	1.88%	05/31/22	AA+ / Aaa	08/11/17	1,753,132.92	1.81%	1,757,929.25
UNITED STATES TREASURY	2.00%	07/31/22	AA+ / Aaa	09/28/18	2,430,923.63	2.94%	2,520,702.50
UNITED STATES TREASURY	1.88%	08/31/22	AA+ / Aaa	10/18/17	2,597,263.46	1.91%	2,611,679.20
UNITED STATES TREASURY	1.88%	09/30/22	AA+ / Aaa	04/09/18	1,221,386.83	2.61%	1,256,152.50
UNITED STATES TREASURY	1.88%	09/30/22	AA+ / Aaa	12/12/17	3,719,603.03	2.13%	3,768,457.50
UNITED STATES TREASURY	2.13%	12/31/22	AA+ / Aaa	12/24/18	5,992,922.69	2.65%	6,183,161.30
UNITED STATES TREASURY	2.38%	01/31/23	AA+ / Aaa	04/09/18	1,239,049.38	2.63%	1,277,930.00
UNITED STATES TREASURY	2.63%	06/30/23	AA+ / Aaa	09/28/18	5,429,273.67	2.97%	5,688,848.00
UNITED STATES TREASURY	2.63%	06/30/23	AA+ / Aaa	12/24/18	8,989,067.64	2.66%	9,309,024.00
UNITED STATES TREASURY	2.88%	11/30/23	AA+ / Aaa	01/11/19	3,040,847.45	2.55%	3,143,673.00



CITY OF RIVERSIDE
Pooled Investment Portfolio Holdings
June 30, 2019

DESCRIPTION OF SECURITY	COUPON RATE	MATURITY DATE	INVEST RATING	PURCH DATE	AMORTIZED COST	YIELD ON MATURITY	MARKET VALUE
UNITED STATES TREASURY	2.25%	01/31/24	AA+ / Aaa	06/07/19	10,669,151.96	1.88%	10,727,640.00
SUBTOTAL U.S. GOVERNMENT TREASURY SECURITIES					289,309,903.09		290,772,512.08
TOTAL POOLED CASH & INVESTMENTS					728,464,677.99		731,808,701.55
WEIGHTED AVERAGE MATURITY							1.02

¹ Collateralized in accordance with Section 53652 of the CA state code.



CITY OF RIVERSIDE
Investments Held by Southern California
Public Power Authority (SCPPA)
June 30, 2019

DESCRIPTION OF SECURITY/ISSUER	INVESTMENT NUMBER	CUSIP	PURCH DATE	RATING	MATURITY DATE	BOOK VALUE	MARKET VALUE
SCPPA - Cash/MMIA	427290	SYS427290	07/01/01	NR	N/A	30,526.98	30,526.98
<u>SUBTOTAL DEPOSIT ACCOUNTS</u>						30,526.98	30,526.98
Federal Agency Coupon Security - Freddie Mac Note	2025	3137EAAE5	01/17/19	AA	01/17/20	989,700.00	996,455.00
<u>SUBTOTAL FEDERAL AGENCY COUPON SECURITIES</u>						989,700.00	996,455.00
Federal Agency Discount Amortizing - Fed Home Loan Disc Note	1986	313384JE00	10/17/18	NR	07/16/19	2,453,344.45	2,453,344.45
Federal Agency Discount Amortizing - Fed Home Loan Disc Note	2053	313384NX3	03/27/19	NR	11/06/19	3,644,056.00	3,672,372.10
Federal Agency Discount Amortizing - Freddie Mac Disc Note	1974	313396HW60	09/21/18	NR	07/08/19	1,961,816.67	1,961,816.67
Federal Agency Discount Amortizing - Freddie Mac Disc Note	2058	313396RM7	04/17/19	NR	01/07/20	4,914,243.06	4,946,165.00
<u>SUBTOTAL FEDERAL AGENCY DISCOUNT NOTES</u>						12,973,460.18	13,033,698.22
Supranationals Coupon Securities	2029	4581XDCX4	02/07/19	AAA	05/12/20	1,679,277.00	1,693,468.60
<u>SUBTOTAL SUPRANATIONAL COUPON SECURITIES</u>						1,679,277.00	1,693,468.60
<u>TOTAL SCPPA INVESTMENTS</u>						15,672,964.16	15,754,148.80



CITY OF RIVERSIDE
Investments Held by Fiscal Agent
June 30, 2019

DESCRIPTION OF SECURITY	COUPON RATE	MATURITY DATE	INVEST RATING	PURCH DATE	AMORTIZED COST	YIELD ON MATURITY	MARKET VALUE
<u>CASH & MONEY MARKET ACCOUNTS</u>							
Cash	Varies	Varies	NR	Varies	3,378,586.98	Varies	3,378,586.98
US Bank Mmkt 5 - CT	0.02%	Varies	A	Varies	214,319.34	0.02%	214,319.34
US Bank Gcts0170	1.20%	Varies	A	Varies	9,104,458.84	1.20%	9,104,458.84
US Bank Gcts0185	1.20%	Varies	A	Varies	133,533,133.42	1.20%	133,533,133.42
First American Government Obligation	0.00%	Varies	AAA	Varies	295,577.18	0.00%	295,577.18
First American Prime Obligations Fund CL " Z "	0.02%	Varies	AAA	Varies	15,492,398.89	0.02%	15,492,398.89
SUBTOTAL CASH & MONEY MARKET ACCOUNTS					162,018,474.65		162,018,474.65
LOCAL AGENCY INVESTMENT FUND (LAIF)	0.51%	Varies	NR	Varies	29,582,720.25	0.51%	29,626,846.22
<u>BONDS, DEBENTURES, NOTES & AGREEMENTS</u>							
US Treasury Note	1.63%	06/30/19	AAA	02/16/18	2,980,312.50	1.63%	3,000,000.00
US Bank Na C P	0.10%	08/01/19	A	02/01/19	664,369.88	0.10%	664,369.88
US Treasury Note	1.75%	09/30/19	AAA	02/16/18	2,980,312.50	1.75%	2,996,850.00
US Treasury Note	1.88%	12/31/19	AAA	02/16/18	2,983,125.00	1.88%	2,997,540.00
US Treasury Note	1.38%	03/31/20	AAA	02/16/18	2,946,093.76	1.38%	2,985,360.00
CiscoSystems	2.45%	06/15/20	A	01/19/18	3,405,746.00	2.45%	3,408,738.00
US Treasury Note	2.00%	09/30/20	AAA	02/16/18	2,974,218.76	2.00%	3,004,230.00
US Treasury Note	2.38%	12/31/20	AAA	02/16/18	3,000,000.00	2.38%	3,023,670.00
Apple Inc	2.25%	02/23/21	AA	01/23/18	2,999,917.00	2.25%	3,030,781.40
FNMA Debt	1.38%	02/26/21	AAA	03/30/16	370,735.63	1.38%	368,147.01
US Treasury Note	2.13%	06/30/21	AAA	02/16/18	2,966,953.12	2.13%	3,021,570.00
US Treasury Note	2.13%	09/30/21	AAA	02/16/18	2,959,804.68	2.13%	3,025,320.00
US Treasury Note	2.00%	12/31/21	AAA	02/16/18	2,939,882.82	2.00%	3,020,160.00
US Treasury Note	1.88%	03/31/22	AAA	02/16/18	2,918,437.50	1.88%	3,013,230.00
US Treasury Note	2.13%	06/30/22	AAA	02/16/18	2,942,695.32	2.13%	3,035,400.00
US Treasury Note	1.88%	09/30/22	AAA	02/16/18	2,902,617.18	1.88%	3,014,760.00
US Treasury Note	2.13%	12/31/22	AAA	02/16/18	2,929,335.94	2.13%	3,040,890.00
Invnt Agmt-Trinity Plus Fdg Co Gic	4.68%	10/01/29	A	05/14/08	6,411,744.65	4.68%	6,411,744.65
Invnt Agmt-Trinity Plus Fdg Co Gic	4.68%	10/01/35	A	05/14/08	4,348,970.73	4.68%	4,348,970.73
SUBTOTAL BONDS, DEBENTURES, NOTES & AGREEMENTS					56,625,272.97		57,411,731.67
TOTAL INVESTMENTS HELD BY FISCAL AGENT					248,226,467.87		249,057,052.54

City of Riverside
Cash Balances by Fund
As of June 30, 2019

Fund		Cash Balance ¹	Interfund Loan Receivables ²	Cash Balance + Loan Receivables
General Fund	101	78,915,927	-	78,915,927
Measure Z	110	32,338,559	-	32,338,559
Enterprise Funds				
Electric	510	306,913,984	3,802,762	310,716,746
Electric - Public Benefits Program	511	16,438,597	-	16,438,597
Water	520	47,748,646	-	47,748,646
Water - Conservation & Reclamation Program	521	2,442,087	-	2,442,087
Airport	530	1,251,077	-	1,251,077
Refuse Collection	540	7,139,062	-	7,139,062
Sewer Service	550	85,894,769	3,005,567	88,900,336
Special Transit	560	2,315,623	-	2,315,623
Public Parking	570	1,739,061	-	1,739,061
Civic Entertainment (Convention Center, Visitors Bureau, Sports Commission)	580	8,122	-	8,122
Civic Entertainment (Fox, Box, RMA, Showcase)	581	161,323	-	161,323
SubTotal - Enterprise Funds		472,052,351	6,808,329	478,860,680
Special Revenue Funds				
Urban Areas Security Initiative	205	-	-	-
Community Development Block Grant	220	577,935	-	577,935
Home Investment Partnership Program	221	515,398	-	515,398
Housing Opportunities for Persons with AIDS	222	(2,362,947)	-	(2,362,947)
Community Development Grants	223	1,689,372	-	1,689,372
Neighborhood Stabilization Program	225	139,802	-	139,802
Special Gas Tax	230	18,551,528	-	18,551,528
Air Quality Improvement	240	1,149,585	-	1,149,585
NPDES Storm Drain	260	177,646	-	177,646
Housing Authority	280	7,492,278	-	7,492,278
Housing Assets	281	3,780,282	-	3,780,282
Special Districts	291	407,898	-	407,898
SubTotal - Special Revenue Funds		32,118,777	-	32,118,777
Capital Projects Funds				
Capital Outlay	401	3,374,843	-	3,374,843
Storm Drain	410	1,224,539	-	1,224,539
Local Park Special Capital Improvements	411	403,428	-	403,428
Regional Park Special Capital Improvements	413	2,857,787	-	2,857,787
Measure Z Capital Outlay	420	11,096,489	-	11,096,489
Capital Outlay Grants	430	(1,187,979)	-	(1,187,979)
Transportation Projects	431	12,017	-	12,017
Measure A Capital Outlay	432	18,570,799	-	18,570,799
Transportation Development Impact Fees	433	5,600,258	-	5,600,258
Transportation Uniform Mitigation Fees	434	(2,018,924)	-	(2,018,924)
Community Facilities Districts and Assessment Districts	Various	2,357,108	-	2,357,108
SubTotal - Capital Project Funds		42,290,368	-	42,290,368
Debt Service Funds				
Debt Service Fund - General	390	(56,226)	-	(56,226)
Debt Service Fund - Public Works	391	56,226	-	56,226
SubTotal Debt Service Funds		-	-	-
Agency Funds				
Successor Agency	Various	25,911,245	-	25,911,245
Community Facilities Districts and Assessment Districts	Various	3,500,362	-	3,500,362
Special Deposits	Various	10,528,268	-	10,528,268
SubTotal Agency Funds		39,939,875	-	39,939,875
Internal Service Funds				
Workers' Compensation Insurance Trust	610	17,469,394	-	17,469,394
Unemployment Insurance Trust	620	358,905	-	358,905
Liability Insurance Trust	630	7,920,368	-	7,920,368
Central Stores	640	-	-	-
Central Garage	650	8,404,179	1,373,049	9,777,228
SubTotal - Internal Service Funds		34,152,846	1,373,049	35,525,895
Total - All Funds \$ 731,808,701 \$ 8,181,378 \$ 739,990,079				

¹ Amount reflects each fund's share of the City's pooled investment portfolio.

² Amounts shown are interfund loans outstanding, including the SERAF loan due to the Housing Authority. Interfund loan receivable balances are treated as available cash due to the ability to move loan receivables to other funds as needed.