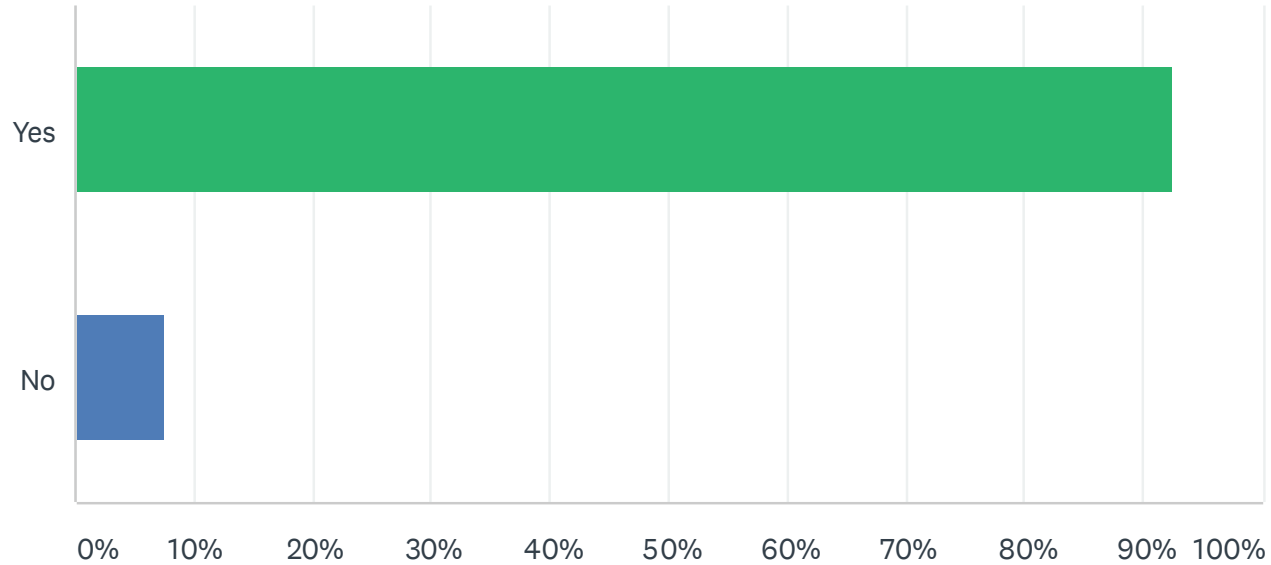


Q1 Are you a resident of the City of Riverside?

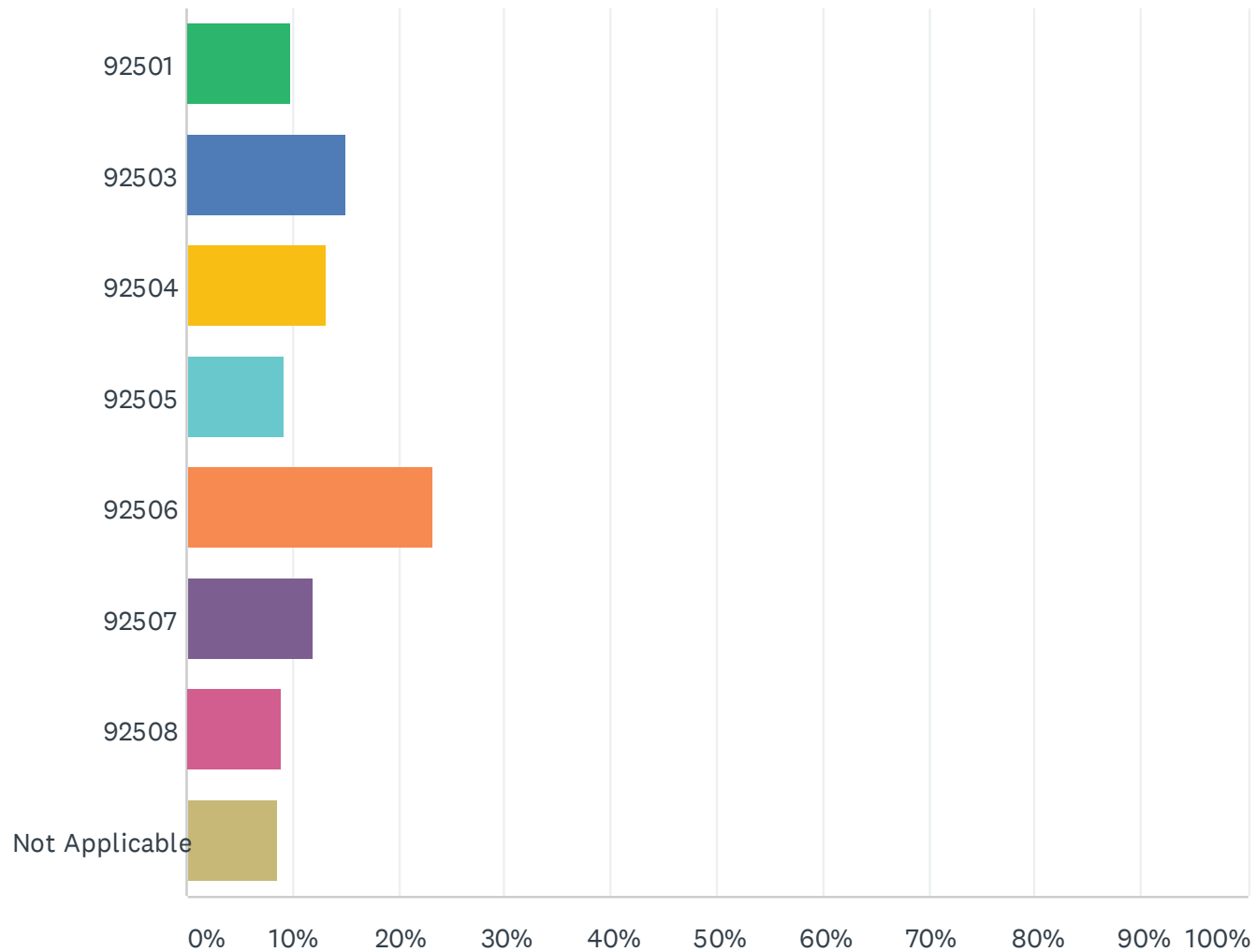
Answered: 3,402 Skipped: 0



ANSWER CHOICES	RESPONSES	
Yes	92.39%	3,143
No	7.61%	259
TOTAL		3,402

Q2 If you are a resident of the City, what is your zip code? (Please select only one answer.)

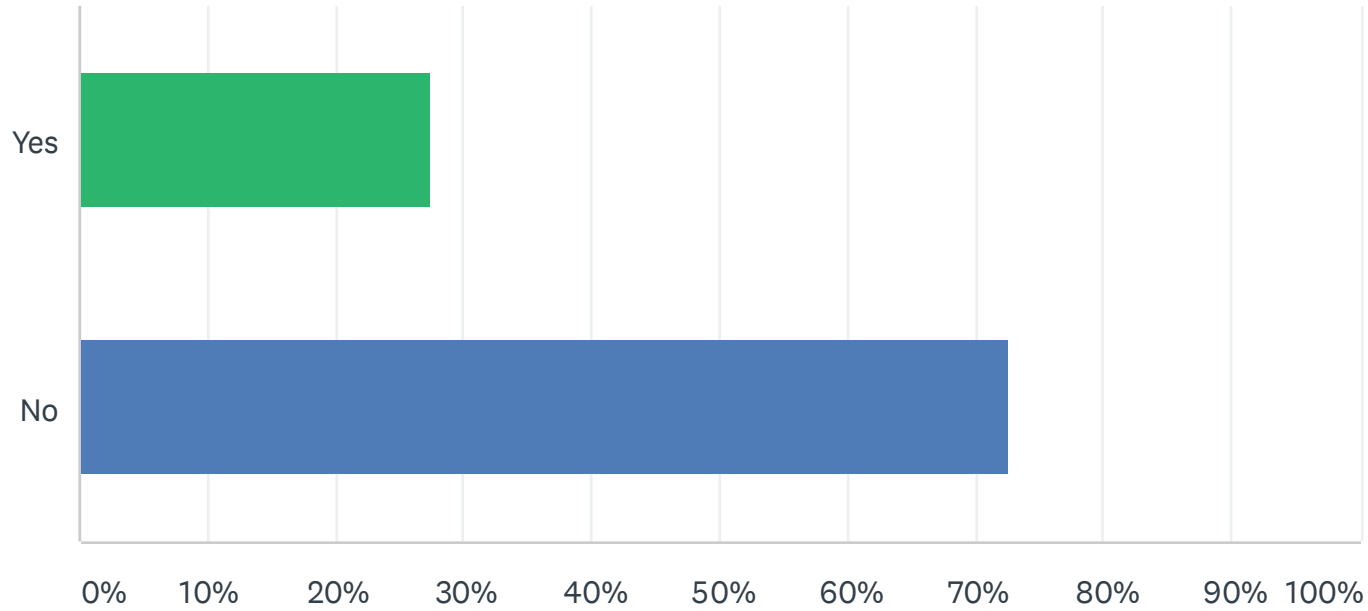
Answered: 3,356 Skipped: 46



ANSWER CHOICES	RESPONSES	
92501	9.86%	331
92503	15.11%	507
92504	13.20%	443
92505	9.15%	307
92506	23.21%	779
92507	11.92%	400
92508	9.06%	304
Not Applicable	8.49%	285
TOTAL		3,356

Q3 Do you own or operate a business in the City of Riverside? (Please select only one answer.)

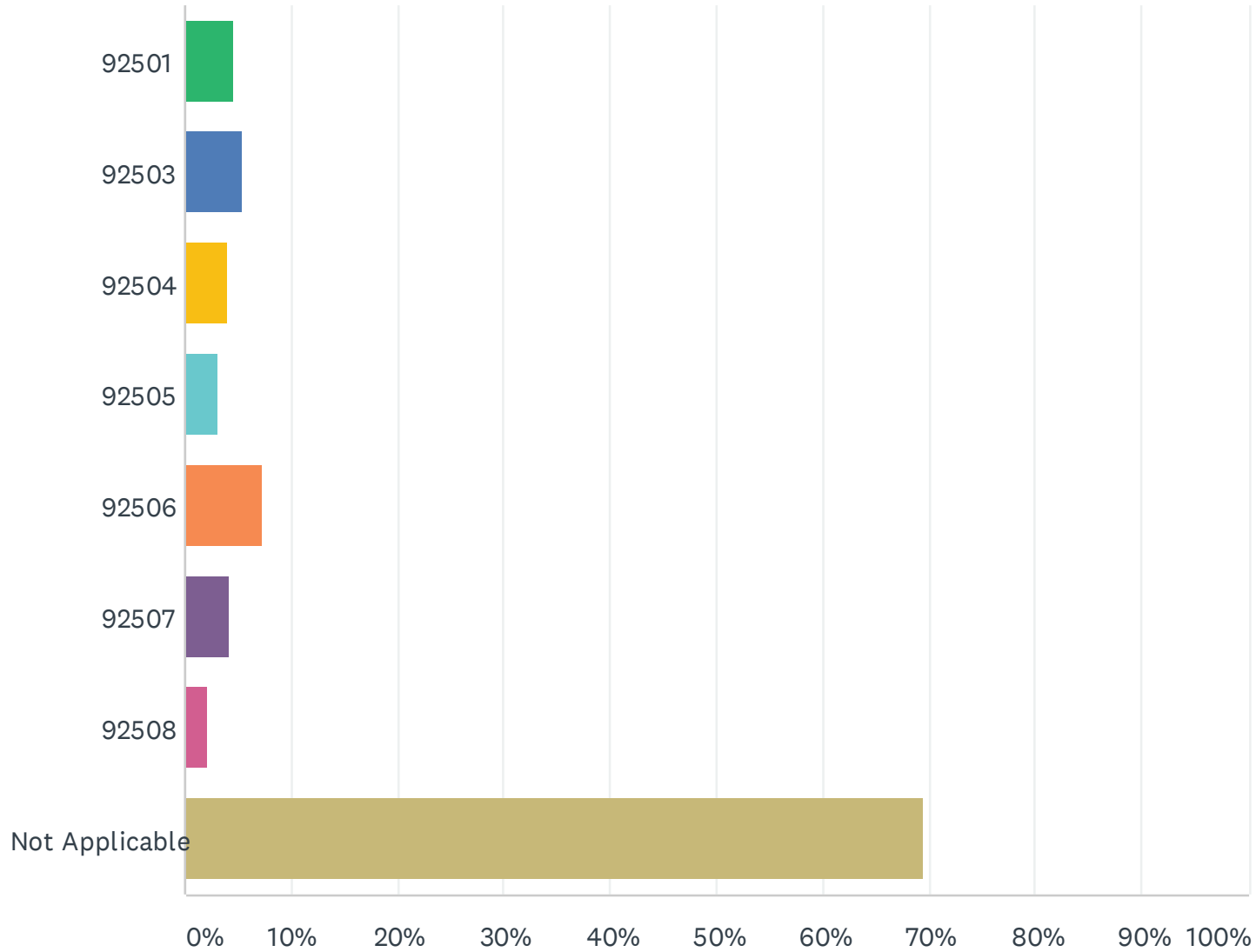
Answered: 3,389 Skipped: 13



ANSWER CHOICES	RESPONSES	
Yes	27.41%	929
No	72.59%	2,460
TOTAL		3,389

Q4 If you own or operate a business in the City, what is the zip code in which the business is located? (Please select only one answer.)

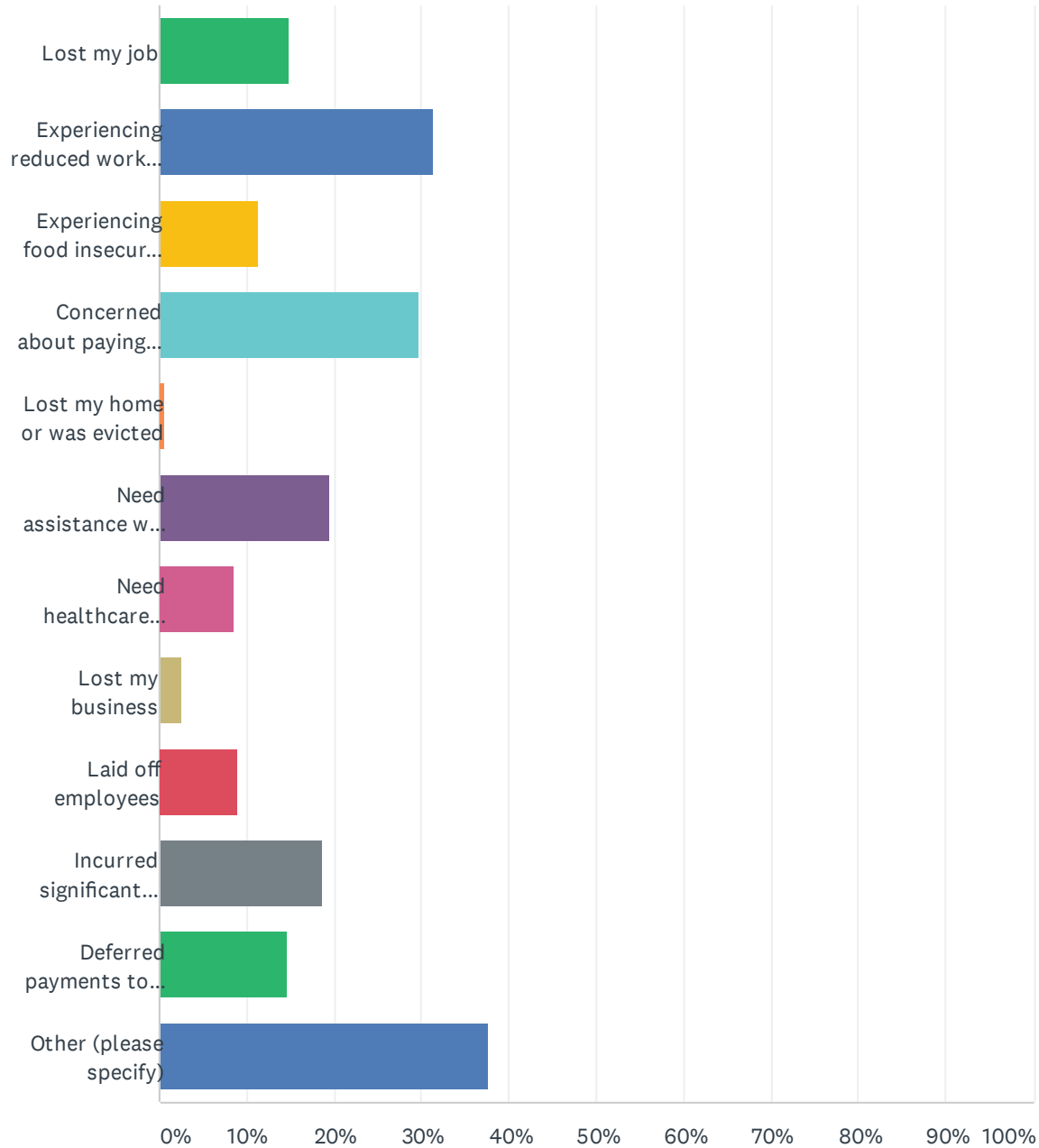
Answered: 2,999 Skipped: 403



ANSWER CHOICES	RESPONSES	
92501	4.57%	137
92503	5.50%	165
92504	4.00%	120
92505	3.07%	92
92506	7.27%	218
92507	4.10%	123
92508	2.13%	64
Not Applicable	69.36%	2,080
TOTAL		2,999

Q5 How has this pandemic impacted you? (Please check all that apply.)

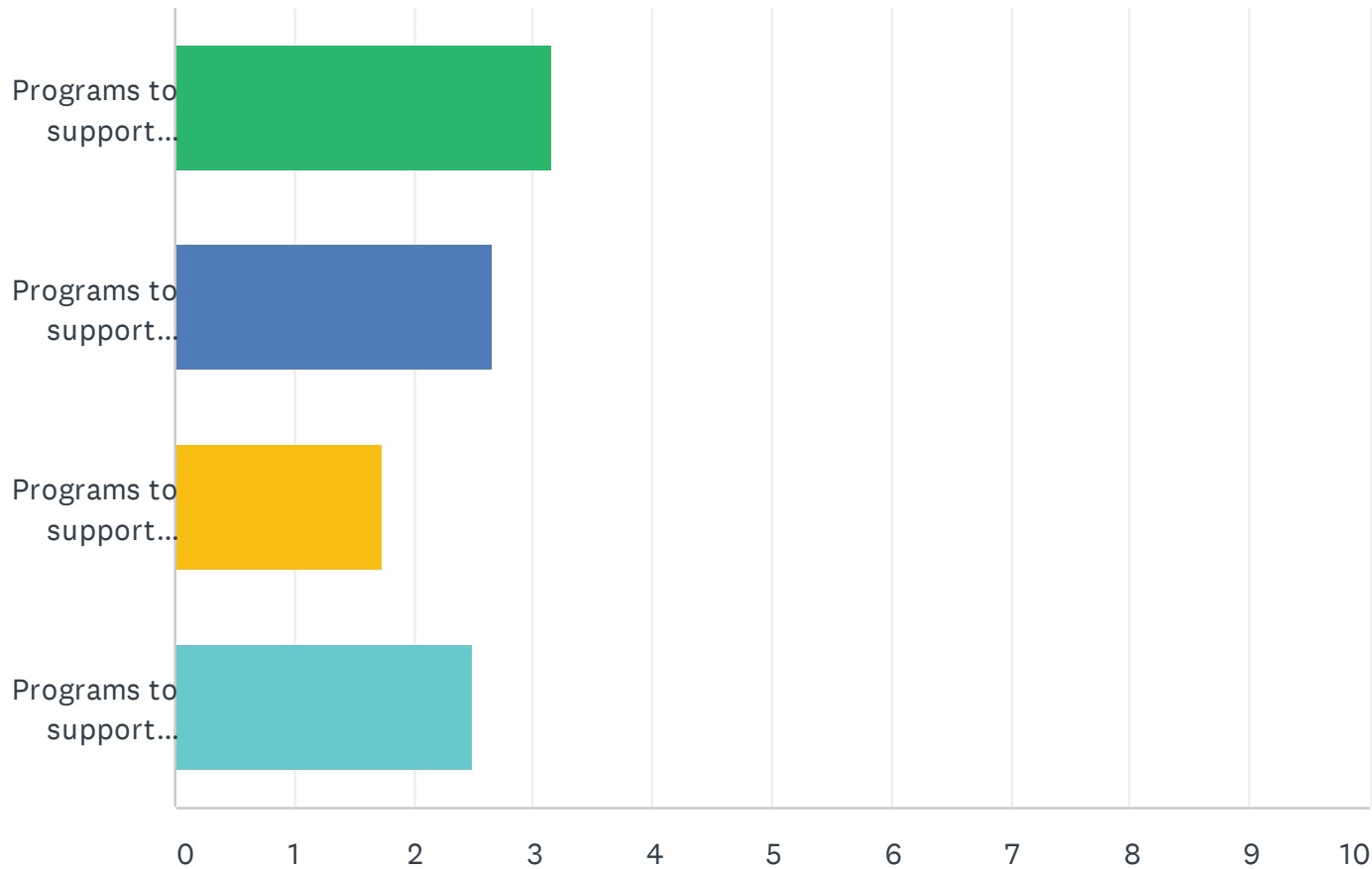
Answered: 2,844 Skipped: 558



ANSWER CHOICES	RESPONSES	
Lost my job	14.80%	421
Experiencing reduced work hours	31.29%	890
Experiencing food insecurity (need assistance with food)	11.22%	319
Concerned about paying your mortgage or rent	29.78%	847
Lost my home or was evicted	0.56%	16
Need assistance with distance learning for school-aged kids (computer, internet hotspots)	19.51%	555
Need healthcare assistance	8.65%	246
Lost my business	2.53%	72
Laid off employees	9.04%	257
Incurred significant debt	18.60%	529
Deferred payments to landlords, vendors, or others	14.70%	418
Other (please specify)	37.59%	1,069
Total Respondents: 2,844		

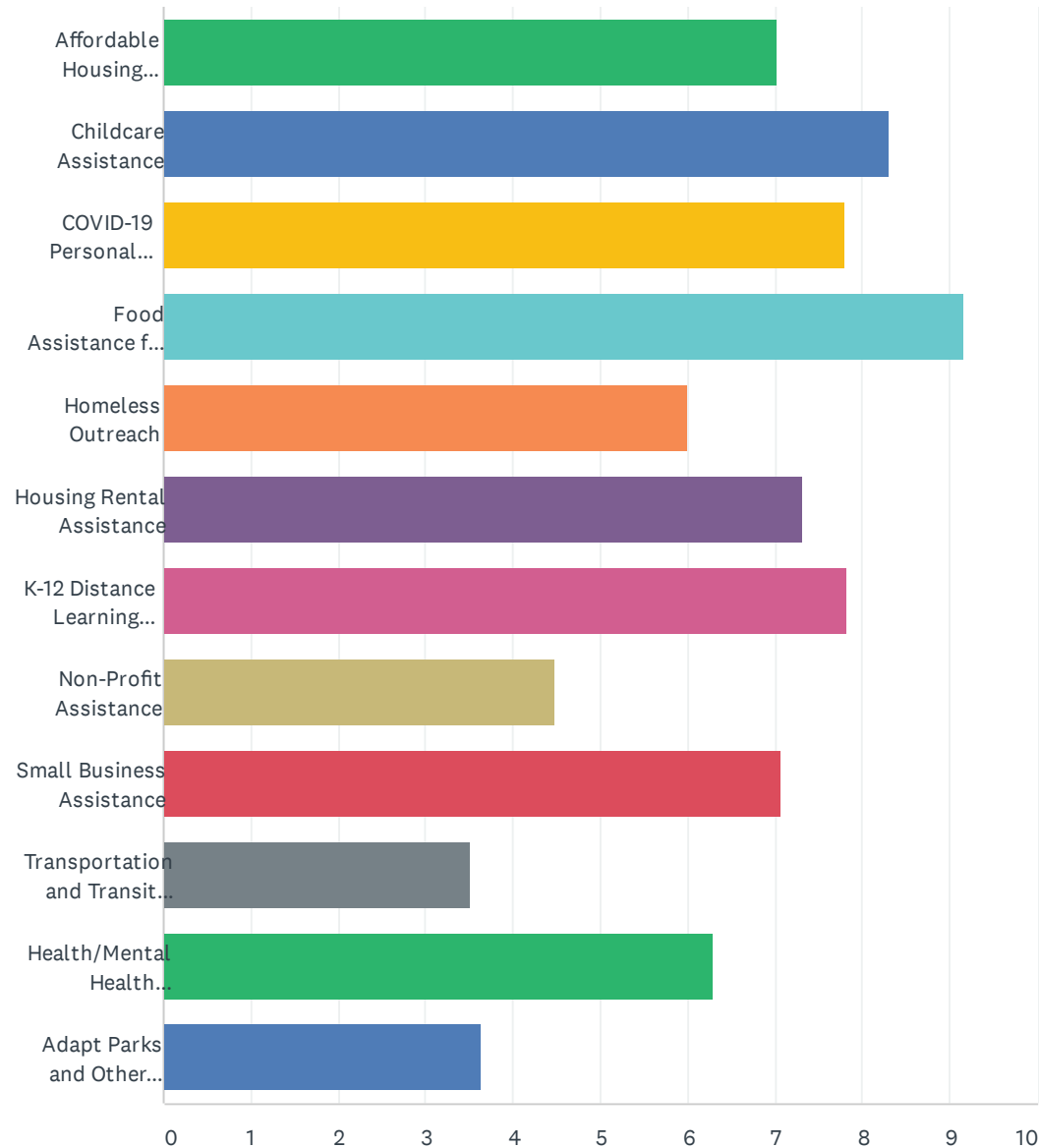
Q6 Some of the funding received from the State of California may be used to support unanticipated expenses incurred by the City due to COVID-19. Please rank the following general categories that the City could focus this funding on, in order of importance to you, with 1 being most important. Each category must be ranked against each other. (Please select one ranking for each.)

Answered: 3,360 Skipped: 42



	1	2	3	4	TOTAL	SCORE
Programs to support residents	42.31% 1,390	37.99% 1,248	12.88% 423	6.82% 224	3,285	3.16
Programs to support businesses	28.75% 953	27.69% 918	22.96% 761	20.60% 683	3,315	2.65
Programs to support non-profits	4.17% 137	12.01% 395	36.30% 1,194	47.52% 1,563	3,289	1.73
Programs to support vulnerable populations	26.14% 863	22.26% 735	27.26% 900	24.35% 804	3,302	2.50

Q7 Please rank the following potential areas of need for the community in order of importance to you, with 1 being most important. Each potential area of need must be ranked against each other. (Please select one ranking for each potential area of need.)



	1	2	3	4	5	6	7	8	9	10	11	12	TOTAL	SCORE
Affordable Housing Projects	12.67% 408	10.09% 325	9.10% 293	8.20% 264	7.14% 230	8.04% 259	8.41% 271	7.33% 236	8.26% 266	7.11% 229	6.99% 225	6.67% 215	3,221	7.03
Childcare Assistance	8.67% 281	14.01% 454	15.86% 514	15.43% 500	12.80% 415	9.75% 316	7.84% 254	5.37% 174	4.07% 132	2.93% 95	1.97% 64	1.30% 42	3,241	8.30
COVID-19 Personal Protection Supplies, including face coverings and hand sanitizer	18.53% 599	10.92% 353	11.42% 369	9.59% 310	8.94% 289	6.93% 224	6.96% 225	5.79% 187	3.99% 129	5.04% 163	4.61% 149	7.27% 235	3,232	7.81
Food Assistance for Individuals and Families	14.54% 476	18.75% 614	17.41% 570	16.25% 532	11.94% 391	8.22% 269	5.28% 173	3.51% 115	2.29% 75	1.10% 36	0.55% 18	0.15% 5	3,274	9.17
Homeless Outreach	3.97% 129	4.53% 147	5.94% 193	7.76% 252	12.94% 420	11.24% 365	9.89% 321	9.76% 317	9.36% 304	7.42% 241	7.24% 235	9.95% 323	3,247	6.01
Housing Rental Assistance	7.69% 251	8.86% 289	9.19% 300	9.26% 302	9.93% 324	15.75% 514	13.15% 429	9.44% 308	7.26% 237	5.21% 170	3.13% 102	1.13% 37	3,263	7.33
K-12 Distance Learning Support, including Internet Access and Computers for Students	10.47% 342	11.88% 388	11.20% 366	11.66% 381	9.76% 319	10.19% 333	12.95% 423	8.60% 281	5.72% 187	3.15% 103	2.94% 96	1.47% 48	3,267	7.83
Non-Profit Assistance	1.08% 35	1.88% 61	2.06% 67	2.74% 89	4.16% 135	5.11% 166	8.66% 281	19.69% 639	17.31% 562	15.28% 496	12.23% 397	9.80% 318	3,246	4.48
Small Business Assistance	17.09% 566	8.52% 282	6.31% 209	6.61% 219	7.34% 243	6.67% 221	7.16% 237	7.34% 243	14.95% 495	9.51% 315	4.68% 155	3.81% 126	3,311	7.08
Transportation and Transit Assistance	0.31% 10	0.68% 22	1.02% 33	1.70% 55	2.16% 70	4.23% 137	5.95% 193	8.61% 279	12.21% 396	27.17% 881	23.87% 774	12.09% 392	3,242	3.52
Health/Mental Health Assistance	5.35% 175	8.23% 269	8.05% 263	8.05% 263	9.18% 300	9.00% 294	8.84% 289	8.84% 289	7.44% 243	7.44% 243	15.82% 517	3.76% 123	3,268	6.29
Adapt Parks and Other Public Spaces to Improve the Safety and Public Health of Residents	2.21% 72	3.25% 106	3.74% 122	3.55% 116	3.98% 130	4.59% 150	4.38% 143	5.02% 164	5.91% 193	7.93% 259	14.49% 473	40.95% 1,337	3,265	3.64